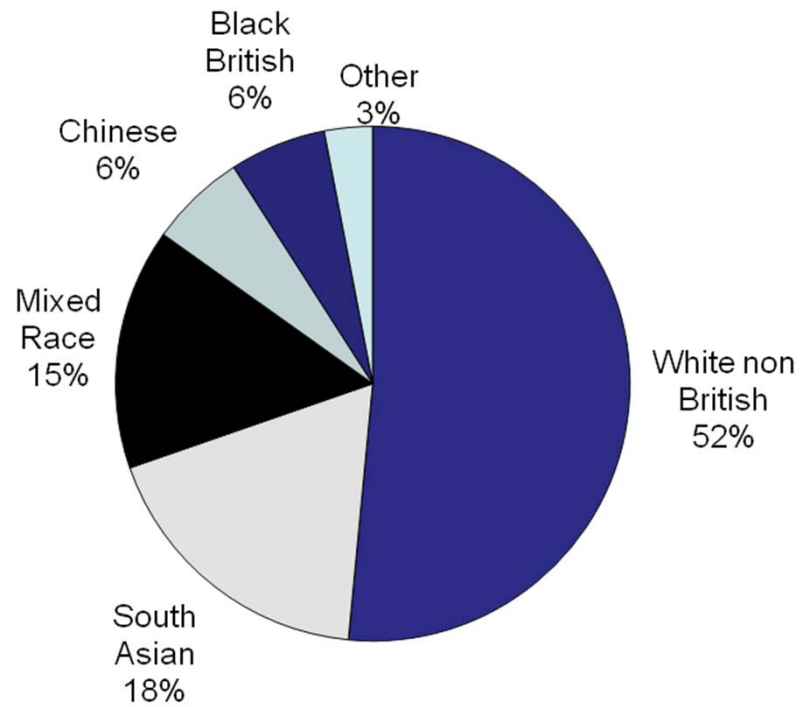


## **The Current Cumbrian Climate**

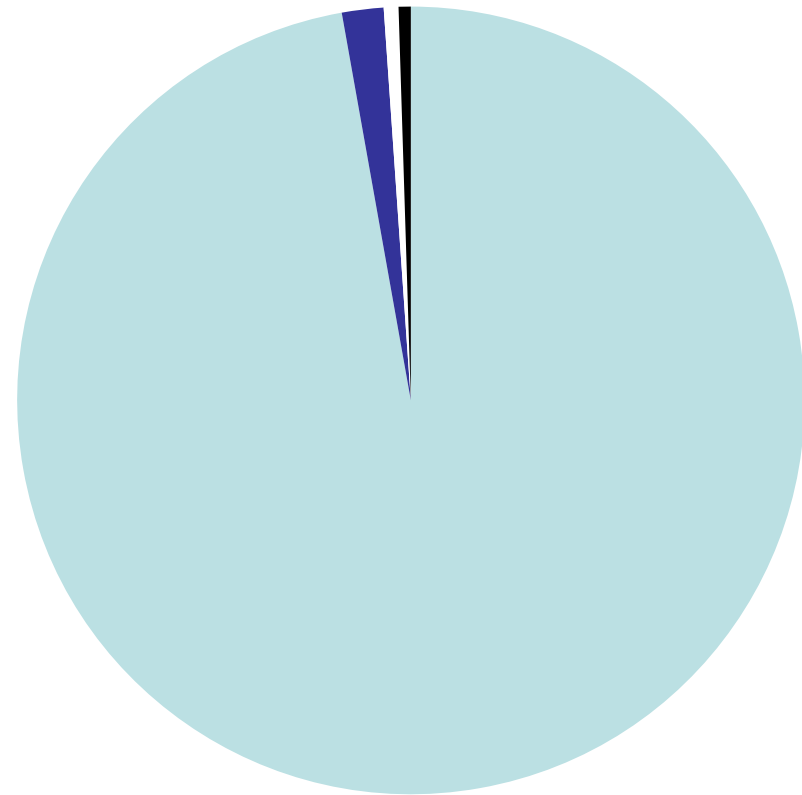
Cumbria has previously been considered an almost all-white county; however since the millennium, the county has experienced one of the UK's largest increases in the population of non-indigenous communities.

# Proportions

## Cumbria Population BME



## Cumbria Population Overall



# Ethnicities

- Black British are the smallest ethnic group at 0.2% (UK 3%)
- Chinese community are also around 0.2% (UK 0.5%)
- White non British population around 1.7% (UK 8%)
- UK White population around 96.7% (UK 85.7%)
- Mixed race population around 0.5% (UK 1.4%)
- South Asian population around 0.6% (UK 5%)
- Other ethnicities 0.1% (UK 0.4%)

# **The Current Cumbrian Climate**

## **Ethnic diversity break down by district**

Barrow-in-Furness - 3.0% Non-White

South Lakeland - 2.7% Non-White

Carlisle - 2.4% Non-White

Copeland - 2.1% Non-White

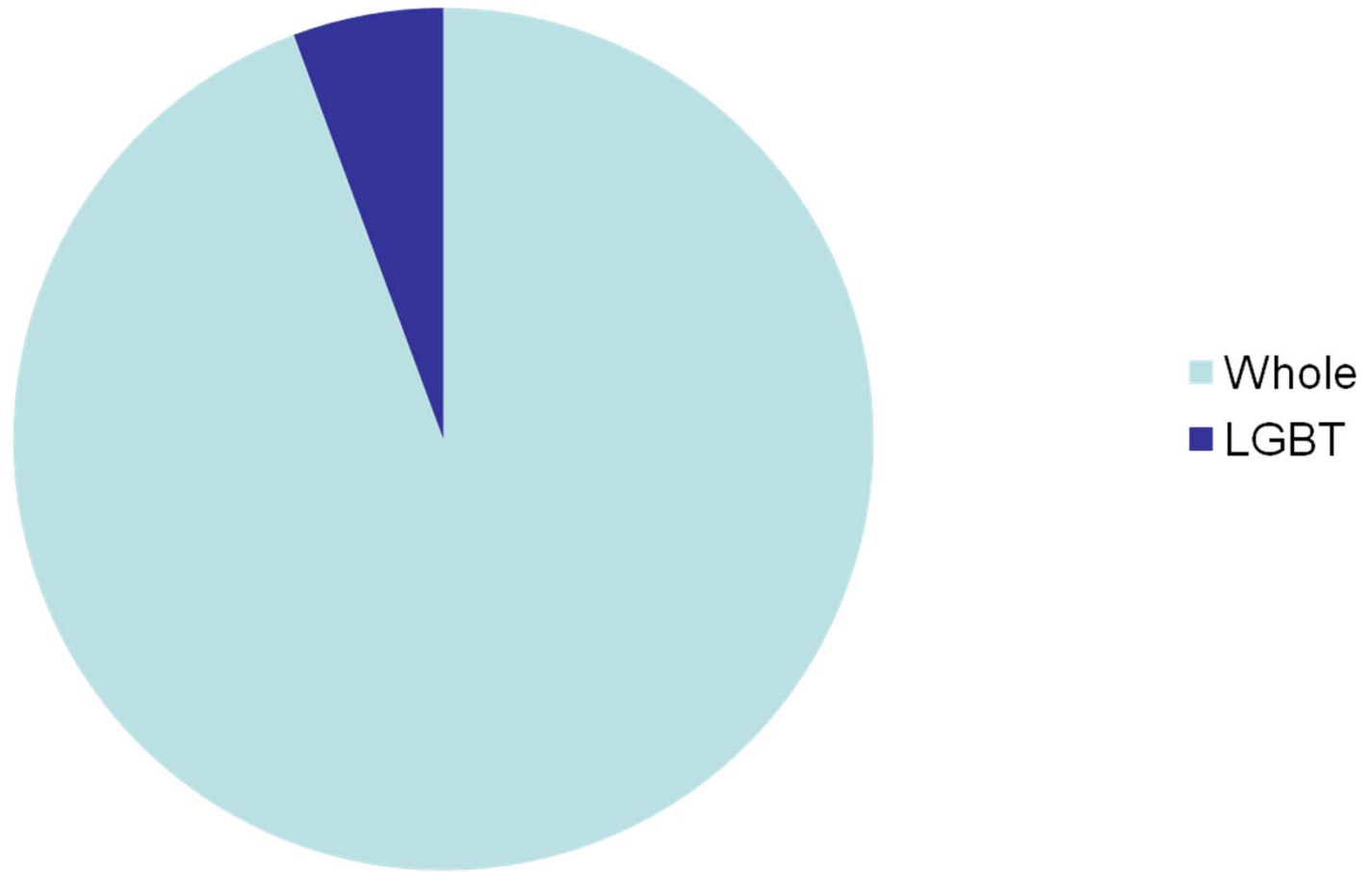
Eden - 1.9% Non-White

Allerdale - 1.6% Non-White

# Sexuality

- 6-10% UK population LGB
- 30000 LGB people in Cumbria
- Approx 1000 trans people in Cumbria (guess!)
- Very few specialist organisations providing support
- Homophobic hate crime apparently decreasing

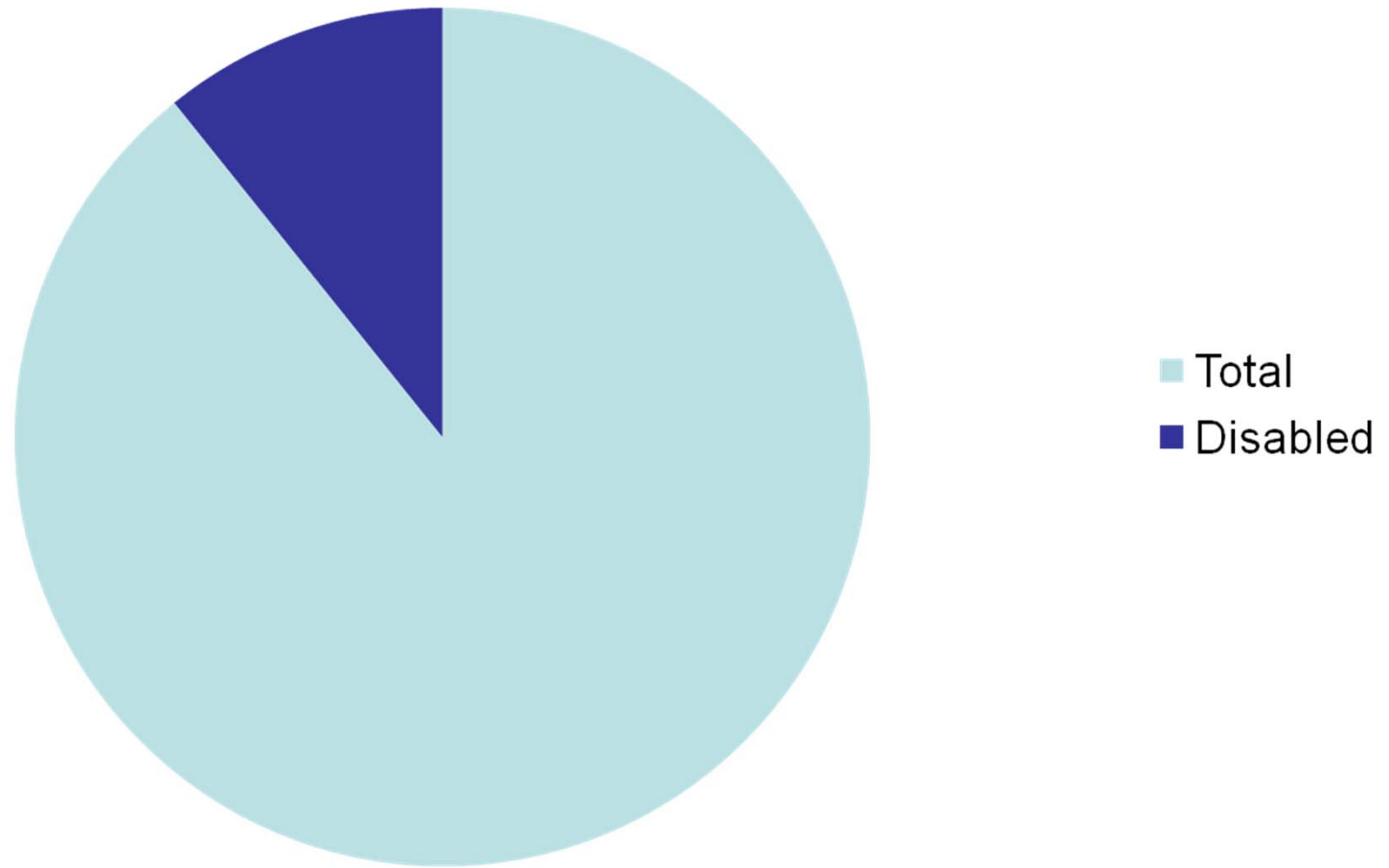
# Population of Cumbria



# Disability

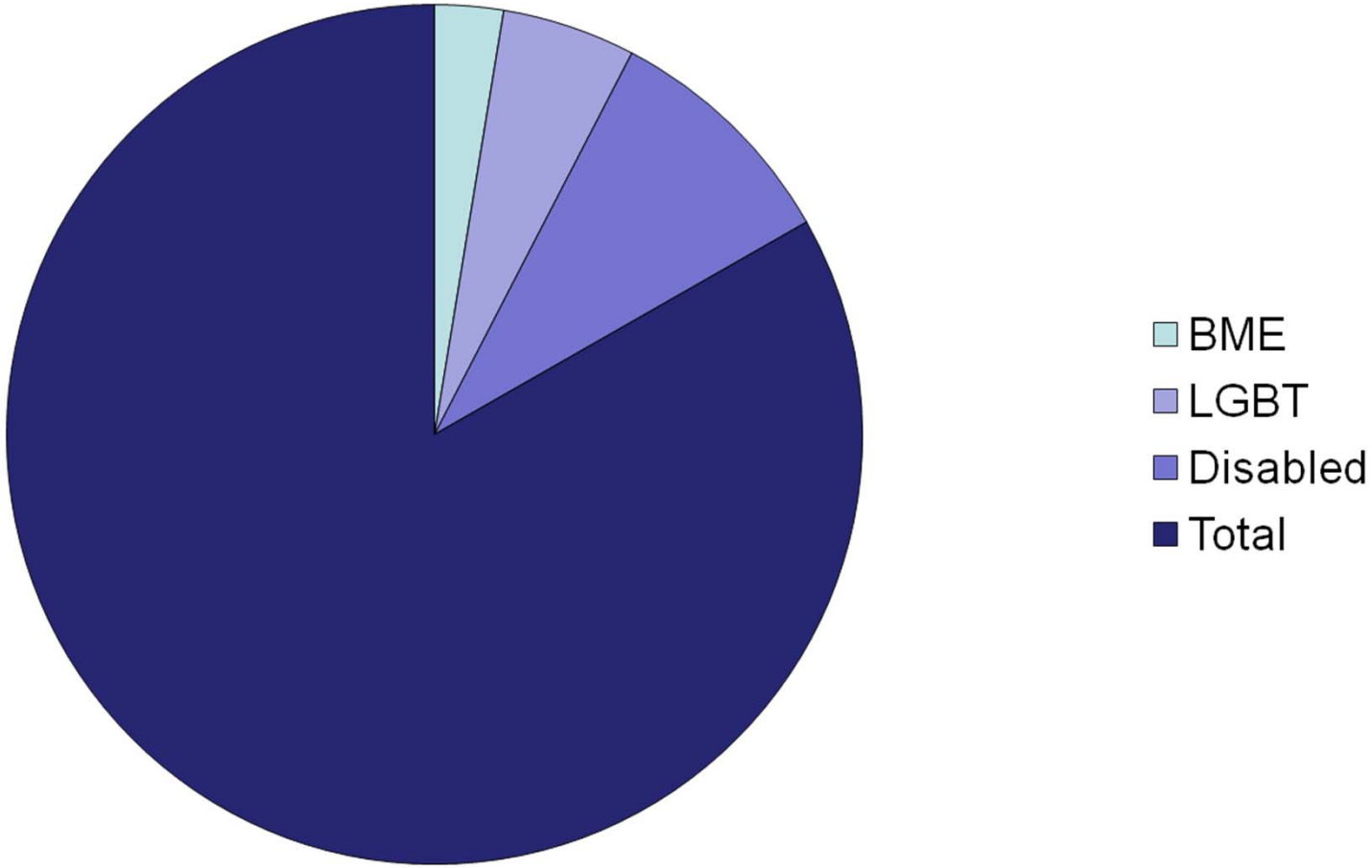
- 58000+ disabled people in Cumbria
- Equality Act
- Personal Budgets

# Population of Cumbria





# Minorities in Cumbria



# The Current Cumbrian Climate: The Cumbrian Attitude Survey

- ♥ 53% of the panel knows someone who is prejudiced against people from a different ethnic group to their own.
- ♥ 12% of the panel knows someone who is prejudiced against disabled people.
- ♥ 45% of the panel knows someone who is prejudiced against gays and/or lesbians.
- ♥ 47% of the panel knows someone who is prejudiced against travellers/gypsies.
- ♥ 27% of the panel knows someone who is prejudiced against people from a religious minority.
- ♥ 31% of the panel knows someone who is prejudiced against East European migrant workers.
- ♥ 54% agree with the statement “Too much is done to help migrants at the moment.”
- ♥ 65% agree with the statement “There are too many migrants in Britain.”
- ♥ 37% agree with the statement “Migrants make a positive contribution to the local economy and culture.”
- ♥ 75% agree with the statement “Refugees come to Britain because they think Britain is a soft touch.”

## **The Current Cumbrian Climate**

The panel felt less positive about the following 3 groups:

- Travellers/gypsies (39%)
- Refugees/Asylum seekers (30%)
- Muslims (28%)

The panel stated that their main influences for less positive views of groups came from:

- Television (35%)
- Newspaper (31%)
- Law and Public Policy (27%)

The next Cumbrian Attitudes Survey took place in 2012.